

APPLICATION:

JOB NAME:

QUANTITY:                      ITEM NO.

PRODUCT NAME:  
**4" C/C REMOTE CONTROL VALVE WITH CHECK STEMS**

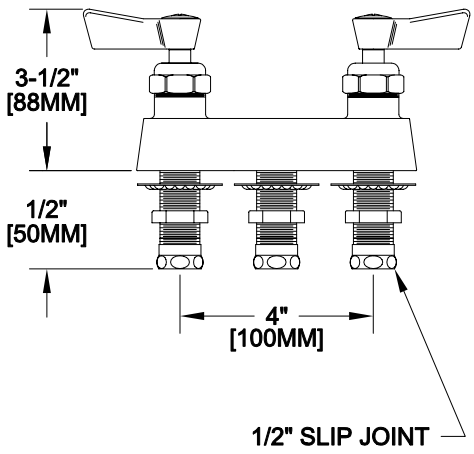
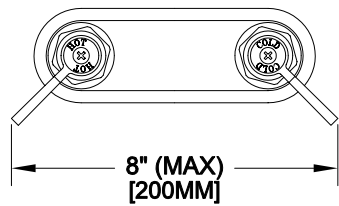
SPECIAL CONFIGURATION  
 CHECK BASE MODEL AND OPTIONS

MODEL:  
 2805-CV

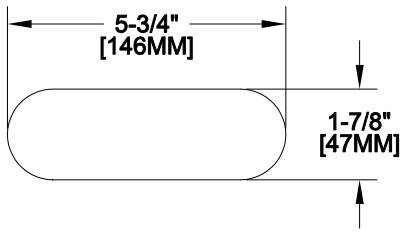
OPTIONS OR MODIFICATIONS:  
 OTHER \_\_\_\_\_

- FEATURES**
- \* 4" C/C REMOTE CONTROL
  - \* INTERNAL SPRING LOADED CHECK VALVES
  - \* SWIVELLING SEAT DISKS
  - \* HOT SIDE STEM - RIGHT HAND
  - \* COLD SIDE STEM - LEFT HAND
  - \* STAINLESS STEEL SEATS
  - \* STAINLESS STEEL SEAT SCREWS
  - \* STAINLESS STEEL HANDLE SCREWS
  - \* 1/2" SLIP JOINT

**SHIPPING WEIGHT**  
 \* 3.25 LBS



**FOOTPRINT:**



**ROUGH-IN:**

