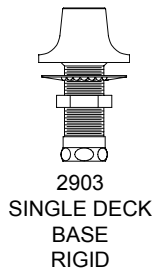
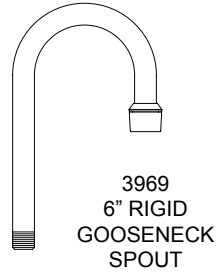


Replacement Parts for Single Deck Faucets

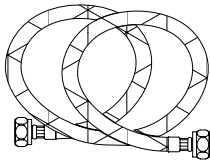


2903
SINGLE DECK
BASE
RIGID

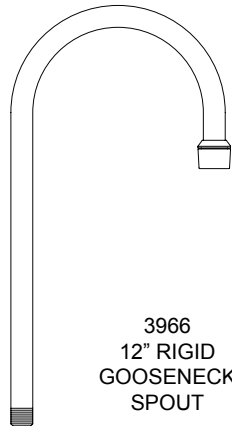
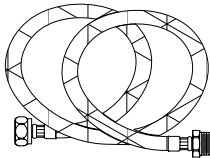


3969
6" RIGID
GOOSENECK
SPOUT

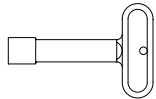
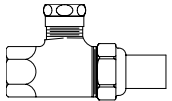
10014 (24")
10022 (36")
SUPPLY LINE
1/2" F x 1/2" F



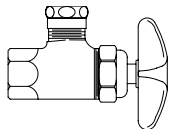
10049 (24")
10006 (36")
SUPPLY LINE
1/2" M x 1/2" F



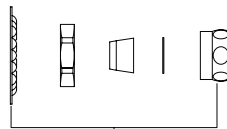
3966
12" RIGID
GOOSENECK
SPOUT



1792
ANGLE STOP
WITH KEY



1790-1
ANGLE STOP W/
CROSS HANDLES



1000-8002
SLIP JOINT
KIT



Single Deck Faucet Product Installation Guide

Since 1936, Fisher Manufacturing Company has manufactured heavy-duty, high quality plumbing products and hardware specialties for the food service industry. For three generations, the Fisher family has adhered to a strict dedication of and overall value. When you install Fisher products... you install the best. Our hardware is manufactured with the standardization of internal mechanisms. All chrome plating is triple plated copper, nickel and chrome for durability. Every piece of equipment we make is rigorously tested in both our modern in-house testing center and in actual field situations under extreme conditions. Every detail is thoroughly checked. Before we make our products available to you, they pass each and every test. You get proven performance. Guaranteed.

Limited One Year Warranty

Fisher Manufacturing Company warrants its products and parts thereof (except as noted below) against defects in materials or workmanship for a period of one year after the date of original purchase. During this period Fisher Manufacturing Company will replace a defective product or part without charge to you, provided that the entire product is delivered to Fisher Manufacturing Company. All transportation and insurance charges for shipping the product to and from Fisher Manufacturing Company must be borne by you. Charges for transportation and insurance may, at the option of Fisher Manufacturing Company, be refunded depending upon our investigation of the warranty claim. This warranty does not cover external finish (except at date of original purchase) or labor costs not specifically authorized by Fisher Manufacturing Company.

A full and complete copy of our One Year limited warranty is available upon request.

WARNING:

Proposition 65 requires that we provide you with the following notice: "This product Contains A Chemical Known To The State Of California To Cause Birth Defects Or Other Reproductive Harm."



#3816 - Single Deck Base: 12" Rigid Gooseneck Spout

#1937- Single Deck Base: 6" Rigid Gooseneck Spout

KEEP THIS MANUAL FOR FUTURE REFERENCE



ANSI/A112.18.1M, ANSI/NSF 61.9

FISHER
MANUFACTURING COMPANY
PO BOX 60, TULARE, CA 93275
(800)421-6162, FAX: (800)832-8238
www.fisher-mfg.com

Installation Instructions for Deck Faucets

BE SURE TO CHECK WITH YOUR LOCAL DEPARTMENT HAVING JURISDICTION REGARDING BACKFLOW PREVENTION

Installation Notes:

- Be sure to shut off water supply before beginning.
- Use pipe thread sealant such as PST on all threaded joints.
- Check the packaging for missing items BEFORE beginning installation. If items are missing, contact your supplier.

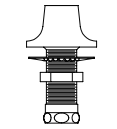
Tools Required for Installation

- Medium Sized Crescent Wrench
- Pipe Thread Sealant

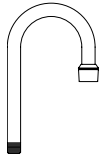


Package Contents

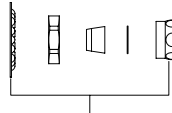
The box should contain the following:



Rigid Gooseneck
Single Deck Base
Qty: 1



Rigid Gooseneck
Length determined by model
Qty: 1



1000-8002
Slip Joint Kit
Qty: 1

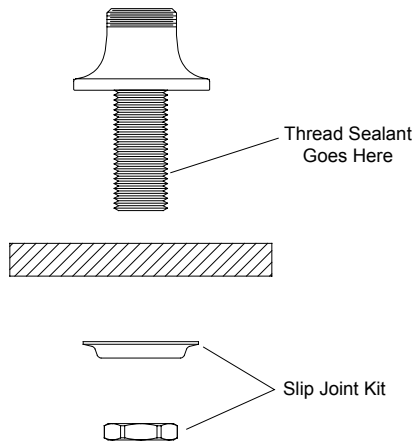


10456
Lube
Qty: 1

Installation Instructions

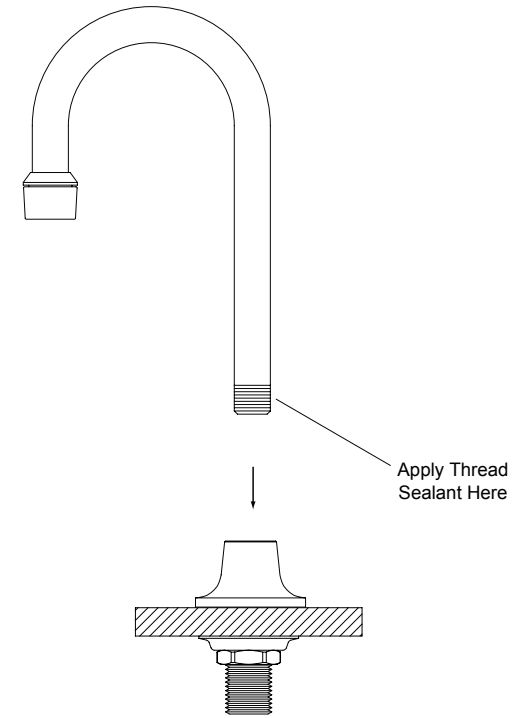
1. Mount single deck base on deck by inserting the nipple through a pre-drilled 7/8" hole in deck. Apply thread sealant to the nipple and attach slip joint kit. Tighten until single deck base is secure.
2. Apply thread sealant to threads on rigid gooseneck spout and insert into single deck base. Tighten until secure.
3. Turn on water supply and check for leaks.

Step 1



Installation Instructions Continued

Step 2



Step 3

