



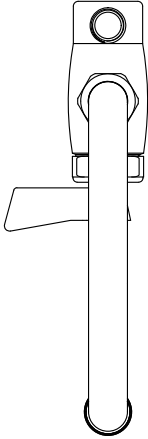
FISHER MANUFACTURING COMPANY TOLL FREE: 800-421-6162 - FAX: 800-832-8238  
customer@fisherfaucets.com - www.fisherfaucets.com

PRODUCT NAME:

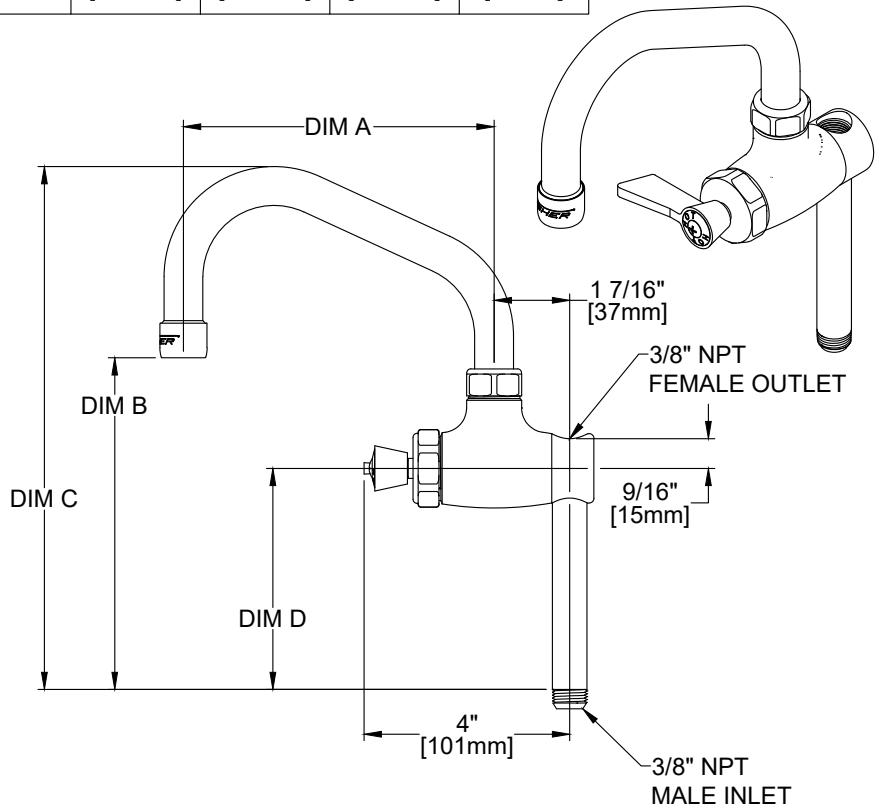
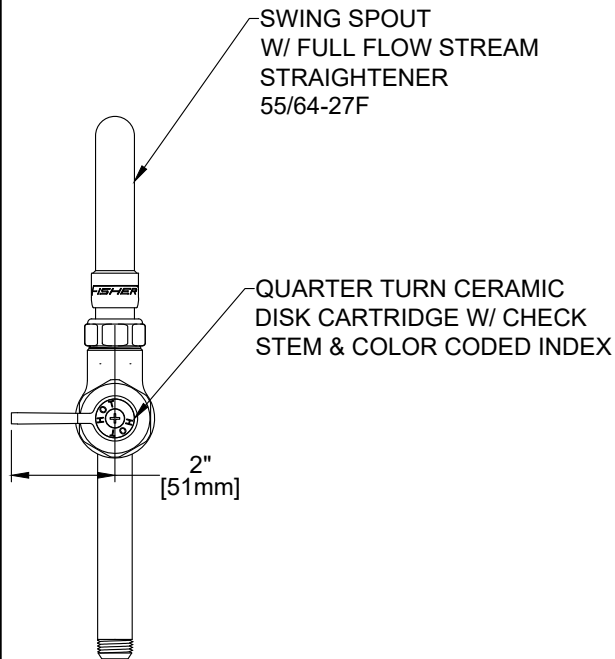
FAUCET ADDONCDLH SS

SPEC. CACB-ADR4KF-XXL

Customer/Wholesaler:	Date:	Job Name:	Model Specified:	Quantity:
Contractor:		Architect/Engineer:		



MODEL	DESCRIPTION	DIM A	DIM B	DIM C	DIM D
29060	FAUCET ADDONCDLH 06SS	6" [152mm]	6 3/8" [163mm]	10 1/8" [257mm]	4 1/4" [108mm]
29080	FAUCET ADDONCDLH 08SS	8" [203mm]	7 5/16" [186mm]	11" [280mm]	4 1/4" [108mm]
29100	FAUCET ADDONCDLH 10SS	10" [254mm]	7 3/8" [187mm]	11 1/16" [281mm]	4 1/4" [108mm]
29120	FAUCET ADDONCDLH 12SS	12" [305mm]	8" [203mm]	11 11/16" [297mm]	4 1/4" [108mm]
29140	FAUCET ADDONCDLH 14SS	14" [356mm]	8 11/16" [220mm]	12 3/8" [314mm]	4 1/4" [108mm]
29160	FAUCET ADDONCDLH 16SS	16" [406mm]	9 5/16" [237mm]	13" [331mm]	4 1/4" [108mm]
83310	FAUCET ADDONCDLH 12SS 2R	12" [305mm]	6" [152mm]	9 11/16" [246mm]	2 1/4" [57mm]

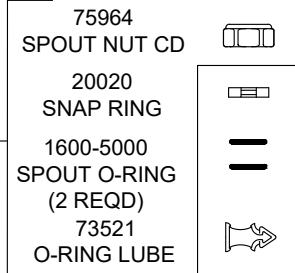
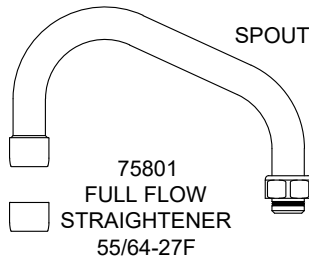


PRODUCT SPECIFICATIONS: ADD-ON FAUCET, QUARTER TURN CERAMIC DISK CARTRIDGE W/ CHECK STEM, LEVER HANDLE, SWING SPOUT W/ FULL FLOW STREAM STRAIGHTENER, 4 1/2" OR 2 1/2" RISER, 3/8" NPT INLET AND OUTLET

PRODUCT COMPLIANCE:  
ASME A112.18.1 / CSA B125.1  
NSF 61 - Section 9  
NSF 372 (Low Lead Content)

Customer/Wholesaler:	Date:	Job Name:	Model Specified:	Quantity:
Contractor:		Architect/Engineer:		

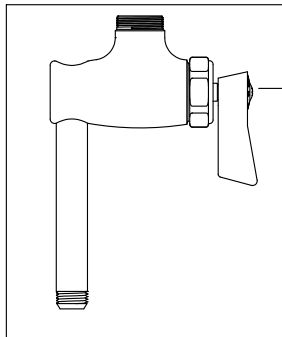
## REPLACEMENT PARTS



19119  
O-RING  
SPOUT  
KIT

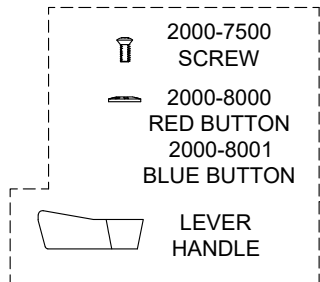
29010  
CONTROL VALVE  
ADDONLH SVL CD  
4" RISER

29000  
CONTROL VALVE  
ADDONLH SVL CD  
2" RISER



72747  
RISER PR 02 1/2

72748  
RISER PR 04 1/2



75957  
BIBB CAP CD



73521  
O-RING LUBE

3967  
16" SWING SPOUT

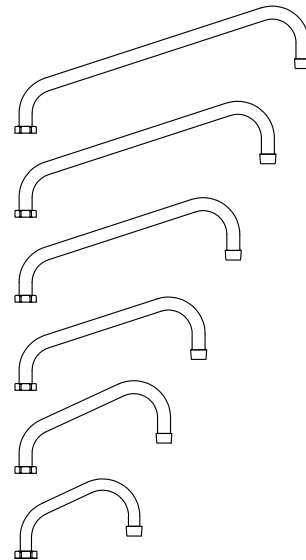
3964  
14" SWING SPOUT

3963  
12" SWING SPOUT

3962  
10" SWING SPOUT

3961  
8" SWING SPOUT

3960  
6" SWING SPOUT



2000-0002  
LEVER HANDLE  
KIT  
INCLUDES:  
SCREW  
RED BUTTON  
BLUE BUTTON  
LEVER HANDLE

PRODUCT SPECIFICATIONS: ADD-ON FAUCET, QUARTER TURN CERAMIC DISK CARTRIDGE W/ CHECK STEM, LEVER HANDLE, SWING SPOUT W/ FULL FLOW STREAM STRAIGHTENER, 4 1/2" OR 2 1/2" RISER, 3/8" NPT INLET AND OUTLET

PRODUCT COMPLIANCE:  
ASME A112.18.1 / CSA B125.1  
NSF 61 - Section 9  
NSF 372 (Low Lead Content)