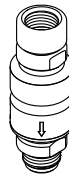
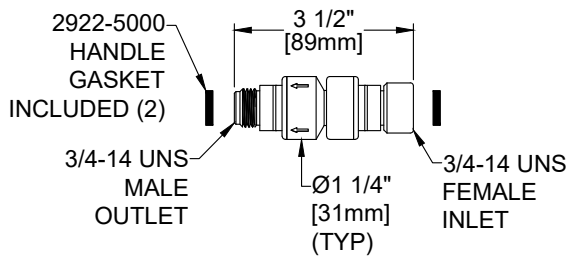
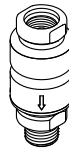
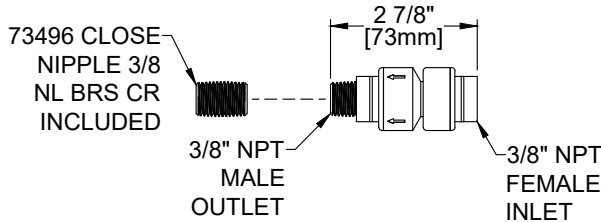


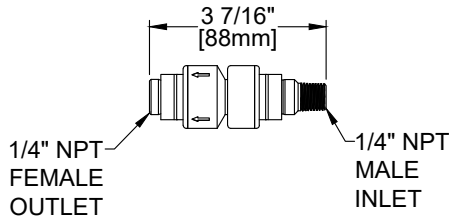
Customer/Wholesaler:	Date:	Job Name:	Model Specified:	Quantity:
Contractor:		Architect/Engineer:		



MODEL 2932-0002  
 3/4-14F X 3/4-14M  
 FITS BETWEEN  
 PRE-RINSE HOSE  
 & 2913  
 SPRAY VALVE  
 HANDLE



MODEL 2955-8000  
 3/8F X 3/8M  
 FITS BETWEEN  
 REEL RINSE HOSE  
 & 2913-38  
 SPRAY VALVE  
 HANDLE



MODEL 2542  
 1/4F X 1/4M  
 FITS BETWEEN  
 1/4" NPT SWIVEL ELBOW  
 & GLASS FILLER/  
 POT FILLER/  
 UTILITY SPRAY HOSE

PRODUCT SPECIFICATIONS: DUAL CHECK VACUUM BREAKER, BACKFLOW PREVENTERS  
 ATMOSPHERIC VENT FOR IN-LINE CONTINUOUS PRESSURE APPLICATIONS FOR EXPOSED  
 SERVICEABLE INSTALLATIONS

PRODUCT COMPLIANCE:  
 ASME A112.18.1 / CSA B125.1  
 NSF 61 - Section 9  
 NSF 372 (Low Lead Content)  
 CSA B64.8